


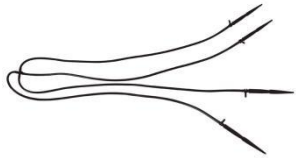








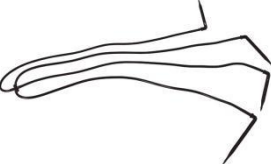

Arrow Dripper

Arrow dripper is a kind of dripper commonly used in drip irrigation, which is also called stake dripper. There are usually two kinds of arrow drippers, including curved arrows and straight arrows. The length of the arrow part is about 10cm which is used to insert into the soil. There is a filter screen at the starting point. The handle is inserted into a hose with about 3 mm ID. Arrow drippers are used in agriculture, gardens, greenhouse nurseries, industry, and other many fields. They can be used as a dripper with good low pressure performance. And the arrow dripper also can be used alone or specially connected with multi-outlet water distributor. Straight arrows, bent arrows, long arrows, and short arrows are available.

		
<p>Straight Arrow Dripper</p>	<p>One Branch Straight Arrow Dripper</p>	<p>Two Branches Straight Arrow Dripper</p>
		
<p>Four Branches Straight Arrow Dripper</p>	<p>Bend Arrow Dripper</p>	<p>Long Bend Arrow Dripper</p>



SUZHOU SEAPEAK CO., LTD.

		
One Branch Bend Arrow Dripper	One Branch Long Bend Arrow Dripper	Two Branch Bend Arrow Dripper
		
Two Branch Long Bend Arrow Dripper	Four Branch Bend Arrow Dripper	Four Branch Long Bend Arrow Dripper

Material: plastic

Color: black, green, blue, etc.

Flow rate: 2L/H

Packing: carton

Feature: Labyrinth long flow channel arrow handle structure, diaphragm type pressure compensation dripper, double guarantee to ensure uniform water output; single arrow, double arrow, four arrows and other random combination, convenient construction.

Application: agricultural drip irrigation or potted plants, potted plants, seedlings and other crops, it is a suitable drip irrigation device.



SUZHOU SEAPEAK CO., LTD.

❖ FAQs of Arrow Dripper

Q: How long should I drip irrigate when using arrow dripper?

Design and plan your drip irrigation system. When installing drip irrigation system, its design should be able to flexibly change the number of emitters and the position of emitters in the landscape. Each transmitter should give you at least 30 minutes of running time without run off.

Q: Which is better soaker hose or drip irrigation, such as arrow dripper?

Although the suction hose is cheaper, it is not accurate. Therefore, when you water with a suction hose, you are watering everything between plants. In contrast, drip emitters can be separated so that they can accurately drip on the roots of plants.

If you're interested in our irrigation system Products, please contact us.